

Signify Classified - Internal
Cooper Lighting Solutions Photometric Lab
1121 Highway 74 South
Peachtree City, GA 30269



Scaled data based on original data using
LM-79-08 Approved Method: Electrical and Photometric Measurements of Solid-
State Lighting Products

Test Report Prepared for
Cooper Lighting Solutions
(formerly Eaton)

Brand: STREETWORKS

Report Number: P867927

Luminaire Tested: **MEM2-HSN-SA-60-727-U-T2R-HSS**

Issue Date: 08/21/2024

Test Information

Test Method: LM-79-08
Report Number: P867927
Test Lab: INNOVATION CENTER(G3)
Issue Date: 08/21/2024
Manufacturer: COOPER LIGHTING SOLUTIONS (FORMERLY EATON)
Product Line: STREETWORKS
Catalog Number: MEM2-HSN-SA-60-727-U-T2R-HSS
Description: EPIC MODERN SHORT HOUSING DISCRETE LED ARRAYS 60W 70CRI 2700K
FIXTURE w/ TYPE II ROADWAY DISTRIBUTION OPTIC AND HOUSE SIDE SHIELD
Light Source: (20) 2700K CCT, 70 CRI LEDS
Ballast/Driver: ELECTRONIC DRIVER

Summary

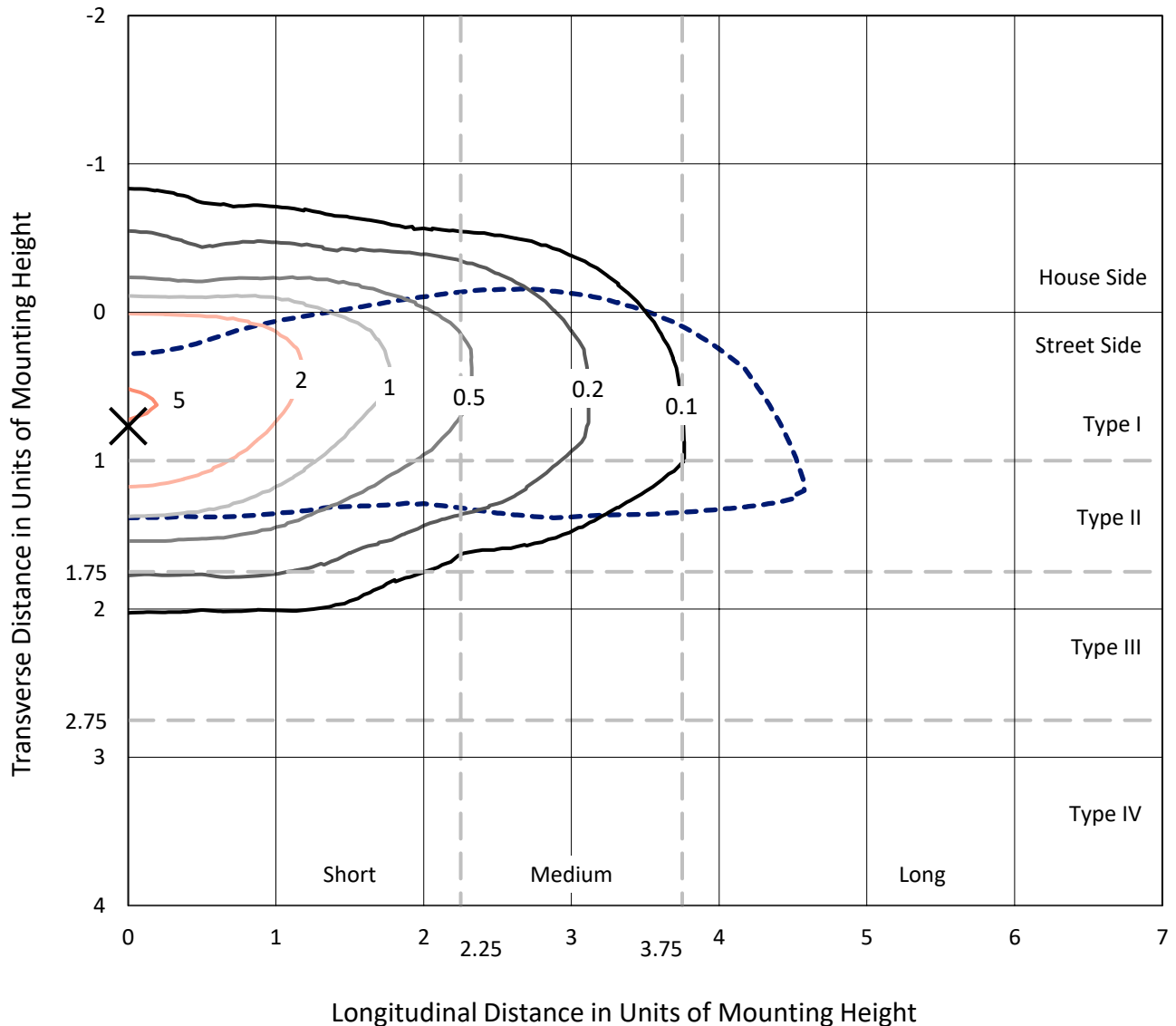
Lumens per Lamp: N/A
Luminaire Lumens: 6160.3 lumens
Efficiency: N/A
Efficacy: 101.0 lumens/watt
Luminous Opening: Rectangular (W 0.67' x L: 0.33' x H: 0')
IES Classification: Type II - Short
BUG Rating: B1 - U0 - G1

Input Watts (W): 61
Input Voltage (V): 120
Input Current (A_{in}): NR
Voltage Rise (V): NR
Power Factor: 0.99
Total Harmonic Distortion (THDi): 9.89%
Frequency (hertz): 60
Stabilization Time: NR
Operation Time: NR
Ambient Temperature (°C): NR
Test Distance: 24 FT

REPORT NUMBER: P867927
 CATALOG NUMBER: MEM2-HSN-SA-60-727-U-T2R-HSS

Iso-Footcandle Lines of Horizontal Illumination

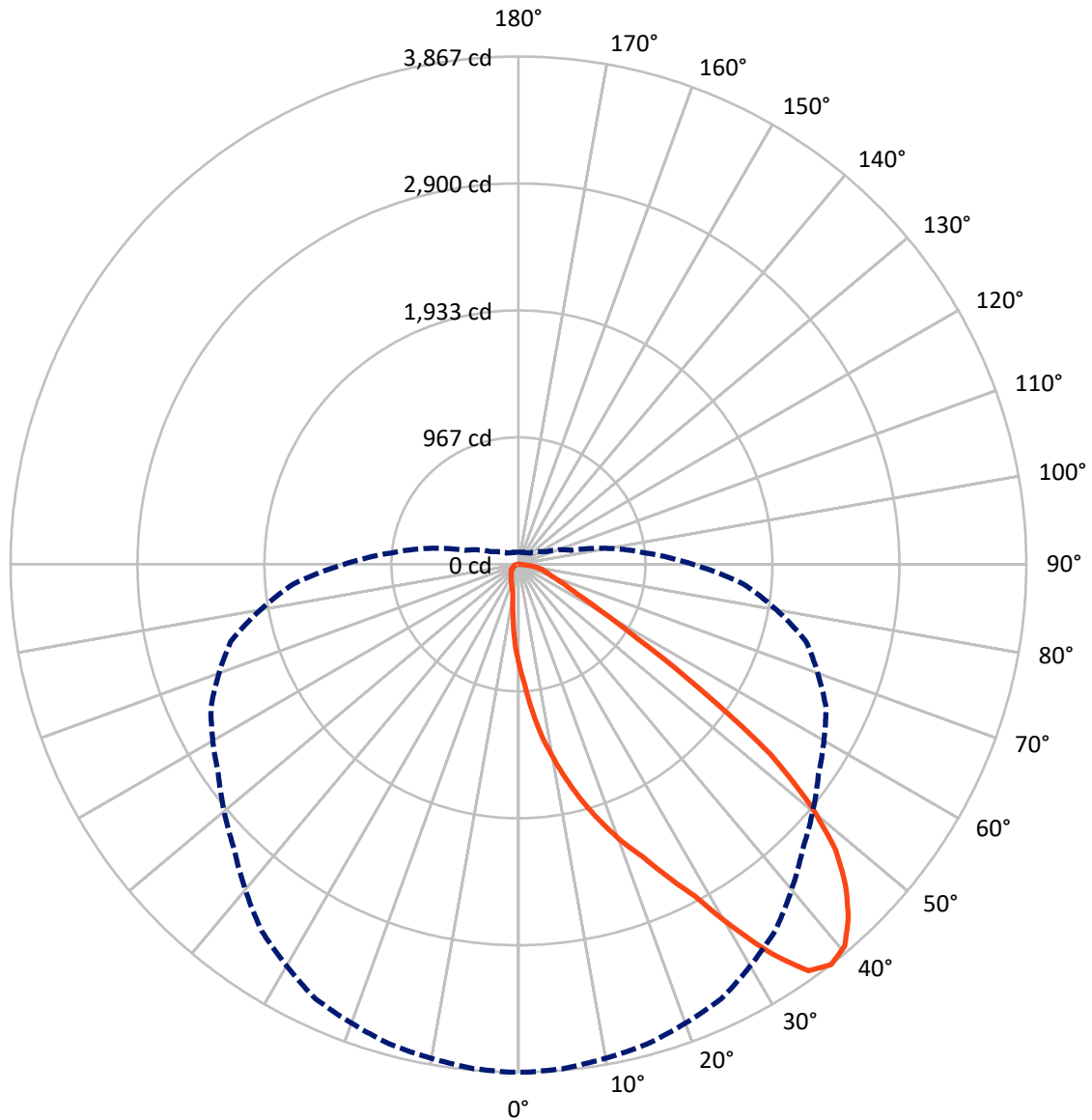
✕ Max cd
 - - - 1/2 Max cd



Based on 20 foot mounting height. Maximum calculated value = 5.3 fc
 Type II - Short - N/A

REPORT NUMBER: P867927
CATALOG NUMBER: MEM2-HSN-SA-60-727-U-T2R-HSS

Luminous Intensity Polar Plot



— Vertical Plane Through 0-Deg Lateral - - - Horizontal Cone Through 37.5-Deg Vertical

REPORT NUMBER: P867927

CATALOG NUMBER: MEM2-HSN-SA-60-727-U-T2R-HSS

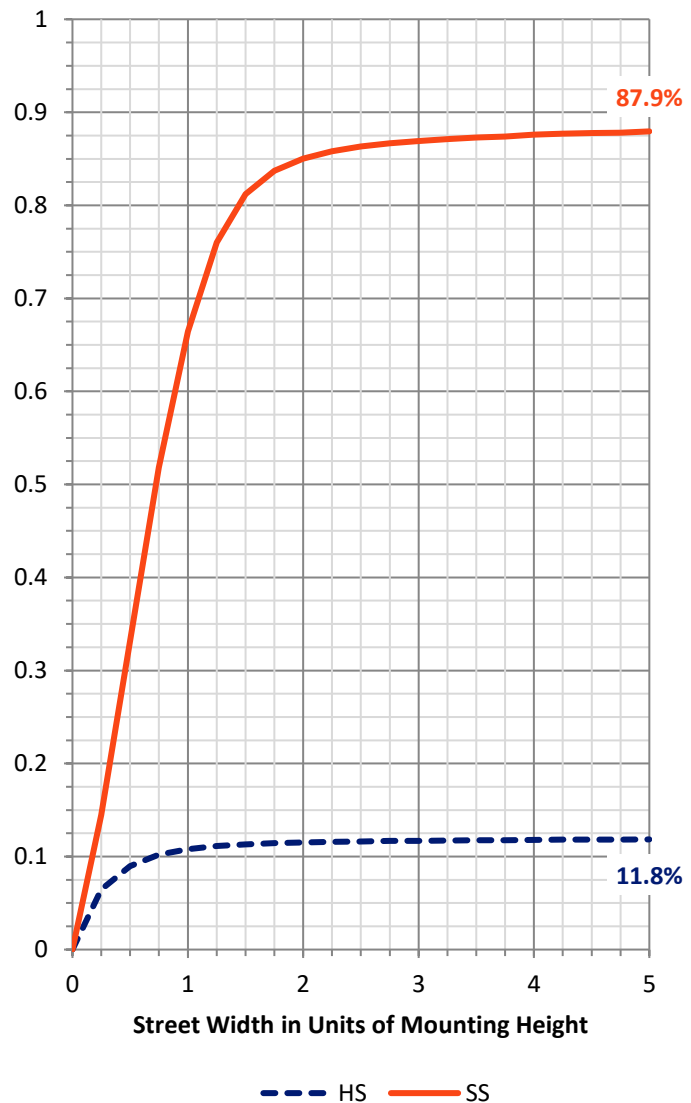
FLUX DISTRIBUTION:

		Downward	Upward	Total
House Side	Lumens	734.7	0.0	734.7
	% Fixture	11.9	0.0	11.9
Street Side	Lumens	5425.6	0.0	5425.6
	% Fixture	88.1	0.0	88.1
Total	Lumens	6160.3	0.0	6160.3
	% Fixture	100.0	0.0	100.0

ZONAL LUMENS:

Zone	Lumens	% Fixture
0°-10°	76.6	1.2
10°-20°	267.7	4.3
20°-30°	552.3	9.0
30°-40°	971.8	15.8
40°-50°	1319.5	21.4
50°-60°	1307.4	21.2
60°-70°	1006.5	16.3
70°-80°	584.1	9.5
80°-90°	74.3	1.2
90°-100°	0.0	0.0
100°-110°	0.0	0.0
110°-120°	0.0	0.0
120°-130°	0.0	0.0
130°-140°	0.0	0.0
140°-150°	0.0	0.0
150°-160°	0.0	0.0
160°-170°	0.0	0.0
170°-180°	0.0	0.0
0°-90°	6160.3	100.0
0°-180°	6160.3	100.0

Coefficient of Utilization



REPORT NUMBER: P867927

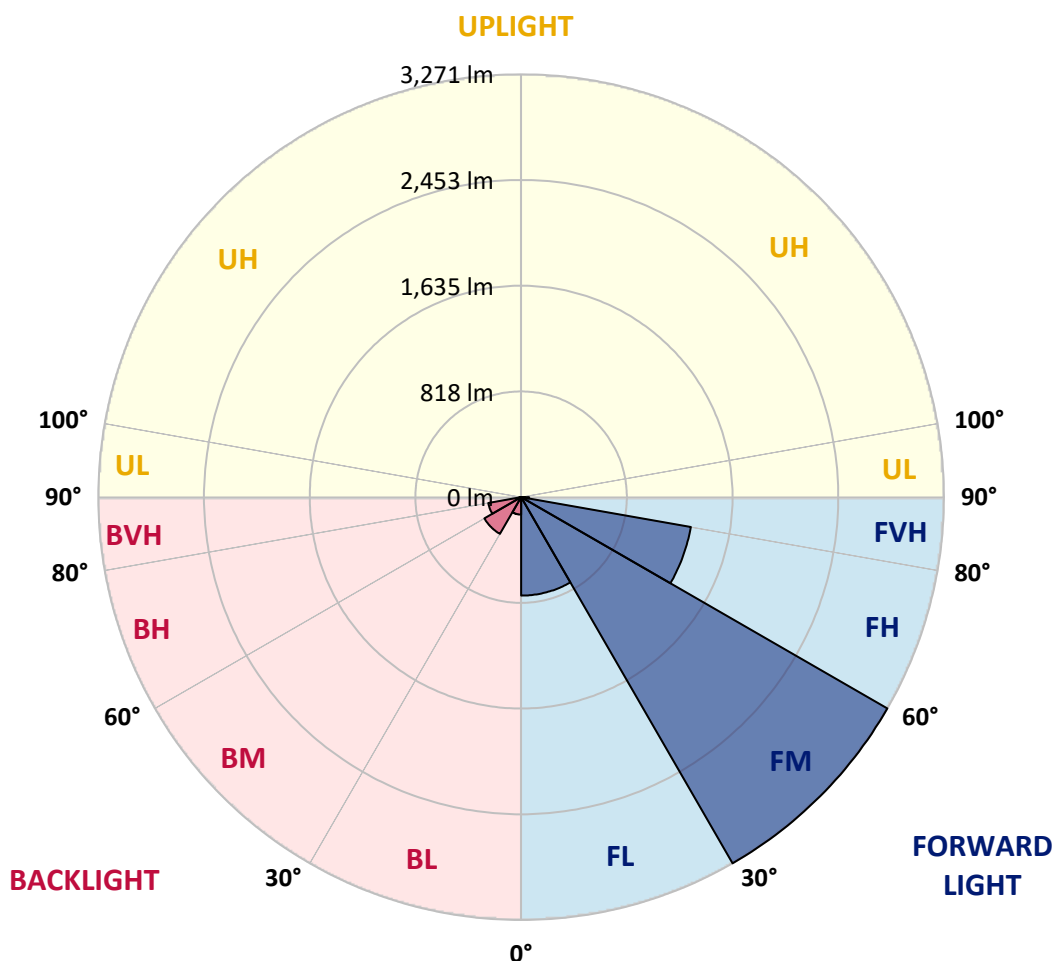
CATALOG NUMBER: MEM2-HSN-SA-60-727-U-T2R-HSS

LUMINAIRE CLASSIFICATION SYSTEM LUMEN TABLE AND BUG RATING:

Zone	Lumens	% Fixture	Zone Rating/Lumen Limit		
			B	U	G
FL (0°-30°)	761.5	12.4			
FM (30°-60°)	3270.6	53.1			
FH (60°-80°)	1332.8	21.6			G1/1800
FVH (80°-90°)	60.6	1.0			G1/100
BL (0°-30°)	135.1	2.2	B1/500		
BM (30°-60°)	328.2	5.3	B1/1000		
BH (60°-80°)	257.8	4.2	B1/500		G1/500
BVH (80°-90°)	13.7	0.2			G1/100
UL (90°-100°)	0.0	0.0		U0/0	
UH (100°-180°)	0.0	0.0		U0/0	

BUG Rating: B1-U0-G1

Type II Short





REPORT NUMBER: P867927

CATALOG NUMBER: MEM2-HSN-SA-60-727-U-T2R-HSS

CANDELA DISTRIBUTION (FULL):

	0°	1°	5°	15°	25°	35°	45°	55°	65°	75°	85°
0°	763.3	763.3	763.3	763.3	763.3	763.3	763.3	763.3	763.3	763.3	763.3
2.5°	919.8	933.6	923.2	914.6	902.6	890.6	873.4	854.5	830.4	801.2	775.4
5°	1127.8	1134.7	1131.3	1126.1	1088.3	1052.2	1016.1	971.4	909.5	854.5	796.0
7.5°	1335.9	1332.4	1323.8	1308.3	1274.0	1232.7	1167.4	1093.4	1005.8	909.5	818.4
10°	1518.1	1523.3	1516.4	1492.3	1449.3	1392.6	1313.5	1229.3	1110.6	976.5	849.3
12.5°	1708.9	1712.4	1712.4	1660.8	1631.6	1543.9	1459.6	1346.2	1213.8	1059.1	885.4
15°	1896.3	1889.5	1889.5	1855.1	1803.5	1705.5	1610.9	1473.4	1323.8	1136.4	926.7
17.5°	2075.1	2078.6	2063.1	2025.3	1975.4	1880.9	1764.0	1612.7	1432.1	1229.3	969.7
20°	2252.2	2241.9	2235.0	2197.2	2143.9	2032.2	1920.4	1748.5	1559.4	1334.1	1029.8
22.5°	2417.3	2422.4	2405.2	2345.1	2295.2	2193.8	2066.5	1908.4	1693.5	1439.0	1095.2
25°	2630.5	2613.3	2628.7	2556.5	2479.2	2358.8	2214.4	2057.9	1839.6	1568.0	1176.0
27.5°	2857.4	2867.7	2859.1	2780.0	2675.2	2513.5	2362.3	2195.5	1987.5	1690.0	1267.1
30°	3196.1	3190.9	3192.6	3074.0	2900.4	2707.8	2522.1	2339.9	2135.3	1839.6	1373.7
32.5°	3531.3	3550.3	3503.8	3399.0	3199.5	2909.0	2682.0	2479.2	2278.0	1968.5	1482.0
35°	3801.3	3796.1	3777.2	3660.3	3462.6	3180.6	2864.3	2633.9	2429.3	2126.7	1602.3
37.5°	3866.6	3866.6	3854.6	3782.4	3651.7	3407.6	3062.0	2788.6	2584.0	2267.7	1719.3
40°	3823.6	3815.0	3808.1	3760.0	3689.5	3545.1	3270.0	2948.5	2749.1	2449.9	1848.2
42.5°	3682.6	3684.4	3675.8	3648.3	3610.4	3555.4	3399.0	3118.7	2910.7	2621.9	1975.4
45°	3493.5	3497.0	3486.6	3483.2	3464.3	3464.3	3428.2	3252.8	3063.7	2797.2	2114.7
47.5°	3251.1	3249.4	3244.2	3235.6	3273.5	3314.7	3347.4	3328.5	3199.5	2986.3	2240.2
50°	2881.5	2878.0	2893.5	2936.5	3029.3	3120.4	3216.7	3306.1	3297.5	3161.7	2391.5
52.5°	2401.8	2379.4	2396.6	2529.0	2719.9	2922.7	3058.5	3199.5	3347.4	3347.4	2541.1
55°	1679.7	1698.6	1708.9	1903.2	2279.7	2628.7	2867.7	3050.0	3328.5	3495.2	2706.1
57.5°	1069.4	1076.3	1107.2	1316.9	1758.8	2195.5	2618.4	2917.6	3258.0	3619.0	2871.1
60°	720.4	696.3	720.4	840.7	1265.4	1722.7	2252.2	2750.8	3156.5	3708.4	3053.4
62.5°	508.9	507.2	514.1	584.5	902.6	1294.6	1793.2	2525.6	3075.7	3713.6	3189.2
65°	410.9	398.9	404.0	443.6	605.2	949.0	1315.2	2118.1	3003.5	3622.5	3256.3
67.5°	330.1	324.9	328.4	354.2	453.9	713.5	926.7	1610.9	2850.5	3467.7	3218.4
70°	269.9	271.6	273.4	299.1	361.0	539.8	661.9	1105.5	2523.9	3292.4	3048.2
72.5°	233.8	233.8	235.5	252.7	302.6	428.1	500.3	718.6	2042.5	3103.2	2735.3
75°	206.3	206.3	206.3	221.8	257.9	343.9	388.6	491.7	1466.5	2752.5	2262.5
77.5°	178.8	180.5	180.5	194.3	221.8	268.2	299.1	340.4	935.3	2126.7	1712.4
80°	137.5	137.5	139.3	154.7	189.1	209.7	220.1	240.7	491.7	1335.9	1086.6
82.5°	96.3	98.0	98.0	99.7	127.2	128.9	118.6	120.3	178.8	443.6	412.6
85°	10.3	12.0	13.8	13.8	22.4	27.5	29.2	27.5	29.2	51.6	51.6
87.5°	0.0	0.0	0.0	0.0	1.7	3.4	3.4	5.2	5.2	5.2	5.2
90°	0.0	0.0	0.0	0.0	0.0	0.0	0.0	0.0	0.0	0.0	0.0



REPORT NUMBER: P867927

CATALOG NUMBER: MEM2-HSN-SA-60-727-U-T2R-HSS

CANDELA DISTRIBUTION (continued):

	90°	95°	105°	115°	125°	135°	145°	155°	165°	175°	180°
0°	763.3	763.3	763.3	763.3	763.3	763.3	763.3	763.3	763.3	763.3	763.3
2.5°	761.6	749.6	723.8	701.5	680.8	663.6	651.6	636.1	624.1	624.1	631.0
5°	766.8	739.3	686.0	636.1	596.6	558.8	524.4	502.0	484.8	474.5	474.5
7.5°	773.7	732.4	651.6	575.9	514.1	453.9	400.6	374.8	349.0	340.4	342.1
10°	787.4	729.0	620.6	522.7	429.8	354.2	302.6	275.1	261.3	254.4	254.4
12.5°	802.9	729.0	588.0	462.5	354.2	276.8	245.9	225.2	218.3	214.9	211.5
15°	823.5	732.4	560.5	398.9	288.8	233.8	211.5	199.4	192.6	189.1	189.1
17.5°	847.6	735.8	531.2	347.3	245.9	206.3	189.1	180.5	173.6	170.2	170.2
20°	878.5	744.4	502.0	300.9	214.9	189.1	173.6	165.0	158.2	156.5	154.7
22.5°	916.4	758.2	472.8	263.0	194.3	171.9	158.2	151.3	146.1	142.7	142.7
25°	961.1	775.4	450.4	235.5	178.8	159.9	147.9	139.3	134.1	132.4	132.4
27.5°	1023.0	804.6	428.1	214.9	166.8	147.9	135.8	128.9	123.8	122.1	120.3
30°	1081.4	840.7	417.8	209.7	158.2	137.5	128.9	120.3	115.2	113.5	111.8
32.5°	1157.1	882.0	410.9	209.7	154.7	130.7	120.3	113.5	108.3	106.6	104.9
35°	1237.9	930.1	410.9	216.6	156.5	125.5	113.5	106.6	101.4	98.0	98.0
37.5°	1325.5	978.3	414.3	226.9	161.6	122.1	106.6	99.7	94.6	92.8	92.8
40°	1418.4	1043.6	421.2	235.5	166.8	120.3	99.7	94.6	89.4	86.0	86.0
42.5°	1504.3	1095.2	433.3	245.9	170.2	118.6	94.6	89.4	84.2	82.5	82.5
45°	1604.1	1151.9	443.6	252.7	170.2	113.5	89.4	84.2	80.8	79.1	77.4
47.5°	1683.1	1198.3	448.7	256.2	166.8	108.3	84.2	80.8	77.4	73.9	75.6
50°	1779.4	1248.2	457.3	257.9	159.9	101.4	80.8	75.6	72.2	70.5	70.5
52.5°	1872.3	1298.0	464.2	254.4	151.3	92.8	75.6	72.2	68.8	65.3	65.3
55°	1982.3	1353.1	474.5	249.3	137.5	84.2	70.5	67.1	61.9	60.2	58.5
57.5°	2107.8	1425.3	483.1	239.0	120.3	75.6	67.1	61.9	55.0	51.6	51.6
60°	2223.0	1507.8	490.0	213.2	104.9	70.5	61.9	56.7	49.9	48.1	48.1
62.5°	2346.8	1593.7	490.0	168.5	89.4	63.6	58.5	53.3	46.4	44.7	44.7
65°	2432.7	1671.1	474.5	125.5	75.6	60.2	56.7	49.9	43.0	41.3	41.3
67.5°	2456.8	1719.3	431.5	89.4	65.3	56.7	53.3	46.4	41.3	37.8	37.8
70°	2379.4	1681.4	352.4	68.8	56.7	51.6	48.1	43.0	37.8	36.1	36.1
72.5°	2157.7	1537.0	263.0	58.5	49.9	48.1	44.7	39.5	36.1	34.4	34.4
75°	1806.9	1277.4	185.7	51.6	46.4	43.0	39.5	36.1	32.7	32.7	32.7
77.5°	1368.5	923.2	115.2	46.4	39.5	39.5	36.1	32.7	30.9	29.2	29.2
80°	883.7	582.8	65.3	32.7	27.5	29.2	25.8	22.4	22.4	20.6	20.6
82.5°	374.8	230.4	34.4	18.9	13.8	12.0	8.6	8.6	6.9	6.9	6.9
85°	37.8	13.8	6.9	5.2	5.2	3.4	3.4	3.4	3.4	1.7	1.7
87.5°	5.2	5.2	5.2	3.4	3.4	3.4	1.7	1.7	1.7	1.7	1.7
90°	0.0	0.0	0.0	0.0	0.0	0.0	0.0	0.0	0.0	0.0	0.0

LM-79-2019: Approved Method: Electrical and Photometric Measurements of Solid-
State Lighting Products

Report Prepared for

Cooper Lighting Solutions

Streetworks

Report Number: SP1-2407-157-3

Test Date: 08/07/2024

Luminaire Tested: MEM2-HTN-SA-30-727-U-5WQ-2

Data in this report applies to families of products including MEM2-HTN-SA-30-727-U-5WQ-2

Test Information

Test Method: LM-79-2019
 Report Number: SP1-2407-157-3
 Test Lab: COOPER LIGHTING SOLUTIONS
 Photometer: SP1 - 76IN SPHERE
 Measurement Geometry: 4π
 Issue Date: 08/20/2024
 Manufacturer: COOPER LIGHTING SOLUTIONS
 Product Line: Streetworks
 Catalog Number: **MEM2-HTN-SA-30-727-U-5WQ-2**
 Description: Epic Modern Light Square 30W 5WQ Optic and Flare Trim

Spectral Parameters

CCT (K): 2747
 CIE u': 0.2606
 CIE v': 0.5257
 Duv: -0.0005
 CIE x: 0.4552
 CIE y: 0.4082
 CIE z: 0.1366
 Peak Wavelength (nm): 597
 Dominant Wavelength (nm): 584
 Purity: 59.16856
 Rf: 75.5
 Rg: 93.6

CRI (Ra):	71.7		
R1:	68.1	R9:	-35.3
R2:	83.9	R10:	64.2
R3:	94.7	R11:	61.7
R4:	66.3	R12:	53.9
R5:	67.4	R13:	71.2
R6:	78.7	R14:	97.6
R7:	75.0	R15:	59.3
R8:	39.4		



Test Conditions

Stabilization Time: 22M
 Operation Time: 1H 22M
 Sphere Temperature (°C): 24.2

REPORT NUMBER: SP1-2407-157-3

Measurement and Test Equipment			
Instrument	Identification Number	Calibration Date	Calibration Due Date
Photometer	IN0058	6/18/2024	12/18/2024
Power Meter	INXT2011004	2/8/2024	2/8/2025
AC Power Source	IN0063	10/24/2023	10/24/2024
DC Power Source	IN0208	10/24/2023	10/24/2024
Sphere Thermometer	IN0085	10/24/2023	10/24/2024
Room Thermometer	IN0046	10/24/2023	10/24/2024

REPORT NUMBER: SP1-2407-157-3

CIE 1931 Chromaticity Diagram



CIE 1931 Chromaticity Diagram with 2017 ANSI 7-Step and 4-Step Quadrangles



Point lies inside the ANSI 2700K 4-step quadrangle

REPORT NUMBER: SP1-2407-157-3

Photopic Flux vs. Wavelength



Photopic Lumens: NR

λ (nm)	Power W [^] /nm	Lumens (ϕ /nm)	λ (nm)	Power W [^] /nm	Lumens (ϕ /nm)	λ (nm)	Power W [^] /nm	Lumens (ϕ /nm)	λ (nm)	Power W [^] /nm	Lumens (ϕ /nm)	λ (nm)	Power W [^] /nm	Lumens (ϕ /nm)
360	0	NR	490	103	NR	620	846	NR	750	20	NR	880	0	NR
365	0	NR	495	130	NR	625	784	NR	755	17	NR	885	1	NR
370	0	NR	500	171	NR	630	720	NR	760	15	NR	890	0	NR
375	0	NR	505	221	NR	635	652	NR	765	13	NR	895	0	NR
380	0	NR	510	268	NR	640	587	NR	770	11	NR	900	0	NR
385	0	NR	515	313	NR	645	521	NR	775	9	NR	905	0	NR
390	0	NR	520	350	NR	650	461	NR	780	8	NR	910	0	NR
395	0	NR	525	381	NR	655	406	NR	785	7	NR	915	0	NR
400	0	NR	530	407	NR	660	353	NR	790	6	NR	920	0	NR
405	2	NR	535	435	NR	665	307	NR	795	5	NR	925	0	NR
410	4	NR	540	462	NR	670	264	NR	800	4	NR	930	0	NR
415	9	NR	545	496	NR	675	227	NR	805	4	NR	935	0	NR
420	20	NR	550	534	NR	680	196	NR	810	3	NR	940	0	NR
425	38	NR	555	582	NR	685	167	NR	815	3	NR	945	0	NR
430	69	NR	560	638	NR	690	144	NR	820	2	NR	950	0	NR
435	120	NR	565	700	NR	695	122	NR	825	2	NR	955	0	NR
440	193	NR	570	767	NR	700	103	NR	830	2	NR	960	0	NR
445	316	NR	575	836	NR	705	88	NR	835	2	NR	965	0	NR
450	469	NR	580	898	NR	710	74	NR	840	1	NR	970	0	NR
455	431	NR	585	947	NR	715	63	NR	845	1	NR	975	0	NR
460	264	NR	590	982	NR	720	54	NR	850	1	NR	980	0	NR
465	197	NR	595	997	NR	725	46	NR	855	1	NR	985	0	NR
470	155	NR	600	997	NR	730	39	NR	860	1	NR	990	0	NR
475	108	NR	605	978	NR	735	33	NR	865	1	NR	995	0	NR
480	90	NR	610	947	NR	740	28	NR	870	1	NR	1000	0	NR
485	92	NR	615	900	NR	745	24	NR	875	1	NR			

REPORT NUMBER: SP1-2407-157-3

Scotopic Flux vs. Wavelength



Scotopic Lumens: NR

S/P: 1.13

λ (nm)	Power W [^] /nm	Lumens (φ/nm)	λ (nm)	Power W [^] /nm	Lumens (φ/nm)	λ (nm)	Power W [^] /nm	Lumens (φ/nm)	λ (nm)	Power W [^] /nm	Lumens (φ/nm)	λ (nm)	Power W [^] /nm	Lumens (φ/nm)
360	0	NR	490	103	NR	620	846	NR	750	20	NR	880	0	NR
365	0	NR	495	130	NR	625	784	NR	755	17	NR	885	1	NR
370	0	NR	500	171	NR	630	720	NR	760	15	NR	890	0	NR
375	0	NR	505	221	NR	635	652	NR	765	13	NR	895	0	NR
380	0	NR	510	268	NR	640	587	NR	770	11	NR	900	0	NR
385	0	NR	515	313	NR	645	521	NR	775	9	NR	905	0	NR
390	0	NR	520	350	NR	650	461	NR	780	8	NR	910	0	NR
395	0	NR	525	381	NR	655	406	NR	785	7	NR	915	0	NR
400	0	NR	530	407	NR	660	353	NR	790	6	NR	920	0	NR
405	2	NR	535	435	NR	665	307	NR	795	5	NR	925	0	NR
410	4	NR	540	462	NR	670	264	NR	800	4	NR	930	0	NR
415	9	NR	545	496	NR	675	227	NR	805	4	NR	935	0	NR
420	20	NR	550	534	NR	680	196	NR	810	3	NR	940	0	NR
425	38	NR	555	582	NR	685	167	NR	815	3	NR	945	0	NR
430	69	NR	560	638	NR	690	144	NR	820	2	NR	950	0	NR
435	120	NR	565	700	NR	695	122	NR	825	2	NR	955	0	NR
440	193	NR	570	767	NR	700	103	NR	830	2	NR	960	0	NR
445	316	NR	575	836	NR	705	88	NR	835	2	NR	965	0	NR
450	469	NR	580	898	NR	710	74	NR	840	1	NR	970	0	NR
455	431	NR	585	947	NR	715	63	NR	845	1	NR	975	0	NR
460	264	NR	590	982	NR	720	54	NR	850	1	NR	980	0	NR
465	197	NR	595	997	NR	725	46	NR	855	1	NR	985	0	NR
470	155	NR	600	997	NR	730	39	NR	860	1	NR	990	0	NR
475	108	NR	605	978	NR	735	33	NR	865	1	NR	995	0	NR
480	90	NR	610	947	NR	740	28	NR	870	1	NR	1000	0	NR
485	92	NR	615	900	NR	745	24	NR	875	1	NR			

REPORT NUMBER: SP1-2407-157-3

Melanopic Flux vs. Wavelength



Melanopic Lumens: NR M/P: 2.04

λ (nm)	Power W [^] /nm	Lumens (φ/nm)	λ (nm)	Power W [^] /nm	Lumens (φ/nm)	λ (nm)	Power W [^] /nm	Lumens (φ/nm)	λ (nm)	Power W [^] /nm	Lumens (φ/nm)	λ (nm)	Power W [^] /nm	Lumens (φ/nm)
360	0	NR	490	103	NR	620	846	NR	750	20	NR	880	0	NR
365	0	NR	495	130	NR	625	784	NR	755	17	NR	885	1	NR
370	0	NR	500	171	NR	630	720	NR	760	15	NR	890	0	NR
375	0	NR	505	221	NR	635	652	NR	765	13	NR	895	0	NR
380	0	NR	510	268	NR	640	587	NR	770	11	NR	900	0	NR
385	0	NR	515	313	NR	645	521	NR	775	9	NR	905	0	NR
390	0	NR	520	350	NR	650	461	NR	780	8	NR	910	0	NR
395	0	NR	525	381	NR	655	406	NR	785	7	NR	915	0	NR
400	0	NR	530	407	NR	660	353	NR	790	6	NR	920	0	NR
405	2	NR	535	435	NR	665	307	NR	795	5	NR	925	0	NR
410	4	NR	540	462	NR	670	264	NR	800	4	NR	930	0	NR
415	9	NR	545	496	NR	675	227	NR	805	4	NR	935	0	NR
420	20	NR	550	534	NR	680	196	NR	810	3	NR	940	0	NR
425	38	NR	555	582	NR	685	167	NR	815	3	NR	945	0	NR
430	69	NR	560	638	NR	690	144	NR	820	2	NR	950	0	NR
435	120	NR	565	700	NR	695	122	NR	825	2	NR	955	0	NR
440	193	NR	570	767	NR	700	103	NR	830	2	NR	960	0	NR
445	316	NR	575	836	NR	705	88	NR	835	2	NR	965	0	NR
450	469	NR	580	898	NR	710	74	NR	840	1	NR	970	0	NR
455	431	NR	585	947	NR	715	63	NR	845	1	NR	975	0	NR
460	264	NR	590	982	NR	720	54	NR	850	1	NR	980	0	NR
465	197	NR	595	997	NR	725	46	NR	855	1	NR	985	0	NR
470	155	NR	600	997	NR	730	39	NR	860	1	NR	990	0	NR
475	108	NR	605	978	NR	735	33	NR	865	1	NR	995	0	NR
480	90	NR	610	947	NR	740	28	NR	870	1	NR	1000	0	NR
485	92	NR	615	900	NR	745	24	NR	875	1	NR			

Summary

$R_f = 75.5$
 $R_g = 93.6$
 $CIE R_a = 71.7$
 $R_g = -35.3$



Color Vector Graphics



Individual Sample Fidelity Index ($R_{f,i}$)

CES01 = 86	CES26 = 68	CES51 = 87	CES76 = 63
CES02 = 63	CES27 = 90	CES52 = 85	CES77 = 79
CES03 = 31	CES28 = 87	CES53 = 78	CES78 = 66
CES04 = 71	CES29 = 71	CES54 = 86	CES79 = 87
CES05 = 50	CES30 = 85	CES55 = 84	CES80 = 85
CES06 = 52	CES31 = 74	CES56 = 75	CES81 = 67
CES07 = 42	CES32 = 66	CES57 = 75	CES82 = 93
CES08 = 41	CES33 = 80	CES58 = 76	CES83 = 91
CES09 = 29	CES34 = 79	CES59 = 85	CES84 = 89
CES10 = 77	CES35 = 89	CES60 = 90	CES85 = 72
CES11 = 60	CES36 = 93	CES61 = 81	CES86 = 59
CES12 = 66	CES37 = 88	CES62 = 91	CES87 = 77
CES13 = 43	CES38 = 93	CES63 = 77	CES88 = 79
CES14 = 74	CES39 = 97	CES64 = 67	CES89 = 65
CES15 = 72	CES40 = 93	CES65 = 66	CES90 = 80
CES16 = 48	CES41 = 93	CES66 = 63	CES91 = 80
CES17 = 51	CES42 = 89	CES67 = 61	CES92 = 55
CES18 = 57	CES43 = 78	CES68 = 68	CES93 = 72
CES19 = 73	CES44 = 99	CES69 = 78	CES94 = 48
CES20 = 67	CES45 = 85	CES70 = 63	CES95 = 66
CES21 = 88	CES46 = 81	CES71 = 61	CES96 = 76
CES22 = 80	CES47 = 86	CES72 = 86	CES97 = 81
CES23 = 92	CES48 = 74	CES73 = 56	CES98 = 76
CES24 = 91	CES49 = 79	CES74 = 93	CES99 = 64
CES25 = 73	CES50 = 86	CES75 = 66	



Color Rendition by Hue-Angle Bin



Measure Comparisons



(END OF REPORT)